



# Small and powerful energy saver gives high quality light, with compact design

## GENIE

Functional non-covered Energy saving lamp, with money saving high quality light and compact design. This lamp is small enough to fit neatly wherever you need extra bright light at home, enables easy replacement of most incandescent lamp all the way.

### Benefícios

- Compact energy saving lamp enables fitting neatly wherever extra brightness is needed
- Save your money with long life-time and high energy efficiency compare to incandescent lamp
- Flicker-free start & Fast run up

### Características

- Long-Life and Energy saving alternative to Incandescent lamps
- Fast run-up
- Recommended ambient temperature range to ensure almost constant light output (>90%): between 0 and +50° C

### Aplicação

- Designed for incandescent lamp replacement in consumer applications where the lamp is not directly visible, especially suitable for indoor applications in functional areas.
- Enclosed fixtures required for outdoor applications
- Not suitable for use with dimmers or electronic gear

**Avisos e Segurança**

- Breaking a lamp is extremely unlikely to have any impact on your health. If a lamp breaks, ventilate the room for 30 minutes and remove the parts, preferably with gloves. Put them in a closed plastic bag and take it to your local waste facilities for recycling. Do not use a vacuum cleaner.
- Compact fluorescent lamps have to be treated as special waste, they must be taken to your local waste facilities for recycling. The European Lighting Industry has set up an infrastructure, capable of recycling mercury, other metals, glass etc.

**Versions**



8 W E27



PHILIPS



PHILIPS



PHILIPS

E27



PHILIPS

E27



PHILIPS

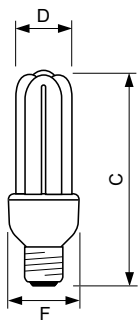
E14



PHILIPS

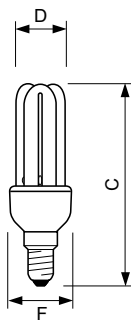
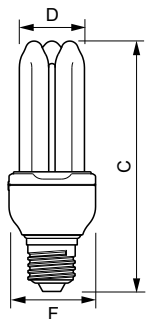
E14

**Desenho dimensional**



Product
Genie 23W CDL E27 220-240V 1PF/6
GENIE 18W CDL E27 220-240V 1PF/6
Genie 23W WW E27 220-240V 1PF/6
GENIE 18W WW E27 220-240V 1PF/6

Desenho dimensional



Product

Genie 23W CDL E27 220-240V 1PF/6

GENIE 18W CDL E27 220-240V 1PF/6

Genie 23W WW E27 220-240V 1PF/6

GENIE 18W WW E27 220-240V 1PF/6

Product

GENIE 8W WW E14 220-240V 1PF/6

GENIE 11W WW E14 220-240V 1PF/6

GENIE 11W CDL E14 220-240V 1PF/6

Product	D (max)	C (max)	F (max)
GENIE 8W CDL E27 220-240V 1PF/6	36 mm	108 mm	44,5 mm
GENIE 14W WW E27 220-240V 1PF/6	35,0 mm	127 mm	44,5 mm
GENIE 11W WW E27 220-240V 1PF/6	35,0 mm	115 mm	44,5 mm
GENIE 11W CDL E27 220-240V 1PF/6	35,0 mm	115 mm	44,5 mm
GENIE 14W CDL E27 220-240V 1PF/6	35,0 mm	127 mm	44,5 mm

Product	D (max)	C (max)	F (max)
GENIE 8W WW E27 220-240V 1PF/6	35,0 mm	108 mm	44,5 mm

**Aprovação e aplicação**

Etiqueta de Eficiência Energética (EEL)	A
Conteúdo de mercúrio (Hg) (Máx.)	2 mg
Conteúdo de mercúrio (Hg) (Nom.)	1,5 mg

**Controles e regulação**

Regulável	false
-----------	-------

**Dados elétricos e de funcionamento**

Frequência de entrada	50 ou 60 Hz
Tensão (Nom.)	220-240 V
Tempo de arranque (Nom.)	0,3 s
Tempo de aquecimento até 60% de luz (Máx.)	40 s
Tempo de aquecimento até 60% de luz (Mín.)	5 s

**Informações gerais**

Vida útil nominal (Nom.)	10000 h
Vida útil nominal (horas)	10000 h
Ciclo de comutação	10000X

**Dados técnicos de luminosidade**

Índice de restituição cromática (Nom.)	80
Llmf no final da vida útil nominal (Nom.)	65 %
Manutenção lumínica a 2000 h (Nom.)	88 %

**Dados mecânicos e de revestimento**

Forma da lâmpada	Stick
------------------	-------

**Aprovação e aplicação**

Order Code	Full Product Name	Consumo de energia kWh/1000 h
80118010	GENIE 8W WW E27 220-240V 1PF/6	8 kWh
80228610	GENIE 8W CDL E27 220-240V 1PF/6	8 kWh
80119710	GENIE 11W WW E27 220-240V 1PF/6	11 kWh
80106710	GENIE 11W CDL E27 220-240V 1PF/6	11 kWh
80120310	GENIE 14W WW E27 220-240V 1PF/6	14 kWh
80107410	GENIE 14W CDL E27 220-240V 1PF/6	14 kWh
80121010	GENIE 18W WW E27 220-240V 1PF/6	18 kWh
80108110	GENIE 18W CDL E27 220-240V 1PF/6	18 kWh
89713501	Genie 23W WW E27 220-240V 1PF/6	23 kWh
14415100	Genie 23W CDL E27 220-240V 1PF/6	23 kWh
80115910	GENIE 8W WW E14 220-240V 1PF/6	8 kWh
80116610	GENIE 11W WW E14 220-240V 1PF/6	11 kWh
80257610	GENIE 11W CDL E14 220-240V 1PF/6	11 kWh

**Dados elétricos e de funcionamento**

Order Code	Full Product Name	Corrente de lâmpada (Nom.)	Potência (Nominal) (Nom.)
80118010	GENIE 8W WW E27 220-240V 1PF/6	60 mA	8 W
80228610	GENIE 8W CDL E27 220-240V 1PF/6	60 mA	8 W
80119710	GENIE 11W WW E27 220-240V 1PF/6	80 mA	11 W
80106710	GENIE 11W CDL E27 220-240V 1PF/6	80 mA	11 W
80120310	GENIE 14W WW E27 220-240V 1PF/6	100 mA	14 W
80107410	GENIE 14W CDL E27 220-240V 1PF/6	100 mA	14 W
80121010	GENIE 18W WW E27 220-240V 1PF/6	130 mA	18 W

Order Code	Full Product Name	Corrente de lâmpada (Nom.)	Potência (Nominal) (Nom.)
80108110	GENIE 18W CDL E27 220-240V 1PF/6	130 mA	18 W
89713501	Genie 23W WW E27 220-240V 1PF/6	165 mA	23 W
14415100	Genie 23W CDL E27 220-240V 1PF/6	165 mA	23 W
80115910	GENIE 8W WW E14 220-240V 1PF/6	60 mA	8 W
80116610	GENIE 11W WW E14 220-240V 1PF/6	80 mA	11 W
80257610	GENIE 11W CDL E14 220-240V 1PF/6	80 mA	11 W

**Informações gerais**

Order Code	Full Product Name	Casquilho
80118010	GENIE 8W WW E27 220-240V 1PF/6	E27
80228610	GENIE 8W CDL E27 220-240V 1PF/6	E27
80119710	GENIE 11W WW E27 220-240V 1PF/6	E27

Order Code	Full Product Name	Casquilho
80106710	GENIE 11W CDL E27 220-240V 1PF/6	E27
80120310	GENIE 14W WW E27 220-240V 1PF/6	E27
80107410	GENIE 14W CDL E27 220-240V 1PF/6	E27

Order Code	Full Product Name	Casquilho
80121010	GENIE 18W WW E27 220-240V 1PF/6	E27
80108110	GENIE 18W CDL E27 220-240V 1PF/6	E27
89713501	Genie 23W WW E27 220-240V 1PF/6	E27
14415100	Genie 23W CDL E27 220-240V 1PF/6	E27

Order Code	Full Product Name	Casquilho
80115910	GENIE 8W WW E14 220-240V 1PF/6	E14
80116610	GENIE 11W WW E14 220-240V 1PF/6	E14
80257610	GENIE 11W CDL E14 220-240V 1PF/6	E14

Dados técnicos de luminosidade (1/2)

Order Code	Full Product Name	Coordenada X de	Coordenada Y de	Código da cor	Designação da cor
		cromaticidade (Nom.)	cromaticidade (Nom.)		
80118010	GENIE 8W WW E27 220-240V 1PF/6	463	420	827	Warm White (WW)
80228610	GENIE 8W CDL E27 220-240V 1PF/6	313	337	865	Cool Daylight
80119710	GENIE 11W WW E27 220-240V 1PF/6	463	420	827	Warm White (WW)
80106710	GENIE 11W CDL E27 220-240V 1PF/6	313	337	865	Cool Daylight
80120310	GENIE 14W WW E27 220-240V 1PF/6	463	420	827	Warm White (WW)
80107410	GENIE 14W CDL E27 220-240V 1PF/6	313	337	865	Cool Daylight
80121010	GENIE 18W WW E27 220-240V 1PF/6	463	420	827	Warm White (WW)

Order Code	Full Product Name	Coordenada X de	Coordenada Y de	Código da cor	Designação da cor
		cromaticidade (Nom.)	cromaticidade (Nom.)		
80108110	GENIE 18W CDL E27 220-240V 1PF/6	313	337	865	Cool Daylight
89713501	Genie 23W WW E27 220-240V 1PF/6	463	420	827	Warm White (WW)
14415100	Genie 23W CDL E27 220-240V 1PF/6	313	337	865	Cool Daylight
80115910	GENIE 8W WW E14 220-240V 1PF/6	463	420	827	Warm White (WW)
80116610	GENIE 11W WW E14 220-240V 1PF/6	463	420	827	Warm White (WW)
80257610	GENIE 11W CDL E14 220-240V 1PF/6	313	337	865	Cool Daylight

Dados técnicos de luminosidade (2/2)

Order Code	Full Product Name	Temperatura de cor correlacionada (Nom.)	Manutenção		Fluxo luminoso		
			luminária a 5000 h (Nom.)	Eficiência luminosa (nominal) (Nom.)	da lâmpada a 120 V	Fluxo luminoso (Nom.)	Fluxo luminoso (nominal) (Nom.)
80118010	GENIE 8W WW E27 220-240V 1PF/6	2700 K	-	53 lm/W	-	425 lm	425 lm
80228610	GENIE 8W CDL E27 220-240V 1PF/6	6500 K	-	50 lm/W	-	400 lm	400 lm
80119710	GENIE 11W WW E27 220-240V 1PF/6	2700 K	-	55 lm/W	-	600 lm	600 lm
80106710	GENIE 11W CDL E27 220-240V 1PF/6	6500 K	-	52 lm/W	-	580 lm	580 lm
80120310	GENIE 14W WW E27 220-240V 1PF/6	2700 K	-	58 lm/W	-	810 lm	810 lm
80107410	GENIE 14W CDL E27 220-240V 1PF/6	6500 K	-	54 lm/W	-	760 lm	760 lm
80121010	GENIE 18W WW E27 220-240V 1PF/6	2700 K	-	61 lm/W	-	1100 lm	1100 lm
80108110	GENIE 18W CDL E27 220-240V 1PF/6	6500 K	70 %	-	1040 lm	-	-
89713501	Genie 23W WW E27 220-240V 1PF/6	2700 K	-	62 lm/W	-	1450 lm	1450 lm
14415100	Genie 23W CDL E27 220-240V 1PF/6	6500 K	-	60 lm/W	-	1370 lm	1370 lm
80115910	GENIE 8W WW E14 220-240V 1PF/6	2700 K	-	53 lm/W	-	425 lm	425 lm
80116610	GENIE 11W WW E14 220-240V 1PF/6	2700 K	-	55 lm/W	-	600 lm	600 lm
80257610	GENIE 11W CDL E14 220-240V 1PF/6	6500 K	-	52 lm/W	-	580 lm	580 lm

